

1/28 Ölçekli Yüksek Hızlı 4WD Fırçalı On-road Araba Yarışı TPEC-2801

Hızlı Ayrıntılar

Stil: RC Model Araba

Tür: Yüksek hızlı araba

Güç: pil

Malzeme: Plastik

Plastik Türü: ABS

Menşe Yeri: Guangdong Çin Shenzhen

Marka Adı: 1/28 Ölçek Yüksek Hızlı 4WD Fırçalı On-road Araba Yarışı

Model numarası: TPEC-2801



1/28 SCALE HIGH SPEED 4WD BRUSHED ON-ROAD RACING CAR Speed : 35km/h

2.4GHz AWD
MINI TOURING CAR

- Speed: 35KM/H
- Play time: 30mins
- 2.4G
- 7.4V 400mah Li-Po Battery



Carbon / Plastics Chassis
Silicone Tire
Carbon Chassis version with ball bearing
Plastic chassis version with plastic bearing
5g Servo
130 Brushed Motor
2.4G Transmitter
2 in one (ESC and Receiver)
7.4V 400mah Li-Po Battery
Li-Po Battery Charger
PVC/PC Body Shell



Different configuration

Normal version




Carbon fiber version



Four Style Body Shell Available



Battery installation



Easy to install tires

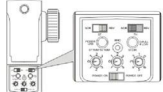


Very Good Sillicon Tire

Instructions

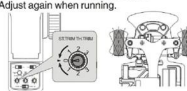
TH Function switch key (Throttle)

When the front throttle is pulled backwards or pushed forwards, the remote control car will steer all the way forward or backward. If you push the switch key from the R position towards F position, the throttle is pulled backwards, and the remote control car will backward. When the throttle is pushed forwards, and the remote control car will forward. (N shows neutral, and R shows reverse)



Steering Trim Knob

- For adjusting the front tires left and right.
- Precisely adjust the steering trim in case the front tires are not straight when the steering wheel is placed at neutral position.
- Adjust again when running.




Keep the front tires in the air while adjusting the steering trim.



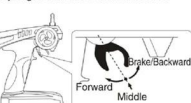
Throttle Trim Knob

The throttle should adjust in the center, then the indicator light of electronic governor is quench.



Throttle Rate Knob

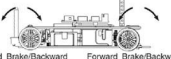
Adjust gun dual rate to maximum 100%



Throttle Rate Knob

Push the controller trigger to backwards by finger, the car will forward; Push open the controller trigger to forward by finger, the car will brake and go backward. (Push open the controller trigger the first for the brake by finger, after loosening the hand and the trigger return to center, push open second for backwards.)

- The speed of the tire revolves is varied from the change of the "middle" position, if the trigger pressed lightly backward, under this circumstances, the speed of tire revolves will reach highest.



Products show



silikon Lastik
Plastik rulman ile plastik şasi versiyon
Motor: 130 fırçalanmış motorlu
Servo: 5g
Verici: 2.4G
Pil: 7.4V 400mAh Li-po pil
ESC ve Alıcı: 1 2 yılında
Li-po Pil Şarj
PVC renkli baskı gövde kabuğu

[hakkımızda daha fazla bilgi için tıklayın.](#)

MORE PRODUCTS!