

2.4G 4CH mini drone with 6 axis gyro and light REH67395

Quick Details

Style:Radio Control Toy

Type:mini quadcopter

Power:Battery

Material:Plastic

Plastic Type:ABS


Place of Origin:Guangdong China shenzhen

Brand Name:2.4G 4CH mini drone with 6 axis gyro and light

Model Number:REH67395

Product Functions

Forward/backward, turn left/right/ left/right side flying, speed up,3D rolling,with colorful light.



REH67395

Red LED
White LED
Blue LED



SUPER MINI



Forward



Back



Side



Side




Colors



360 - degree turn



360 - degree turn

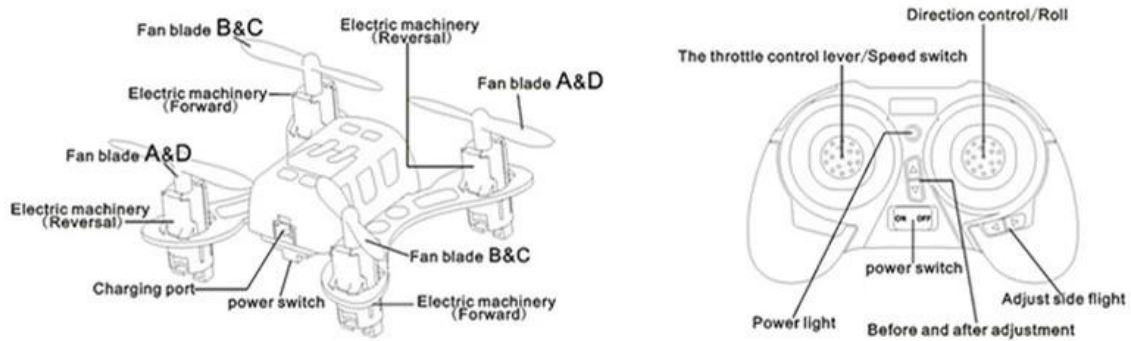


Tips for rotate and lateral movement:
If you want UFO perform right barrel roll,
keep the UFO stable in the air,
push the right stick and make stick to the right,
then it goes!

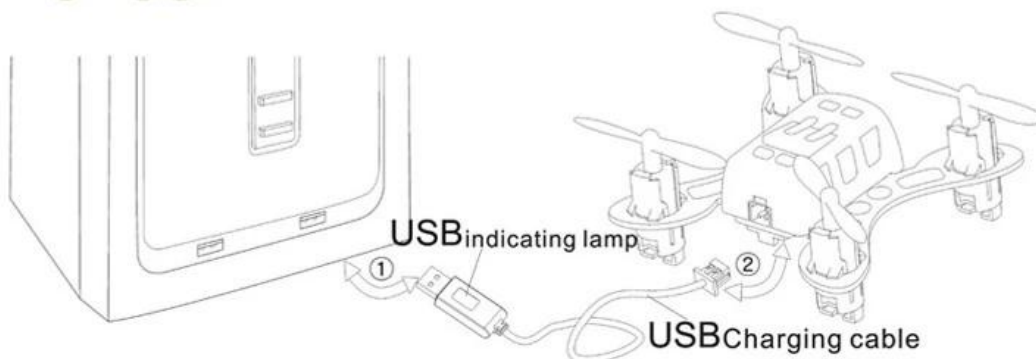
360 - degree turn



The part name



Charging guide

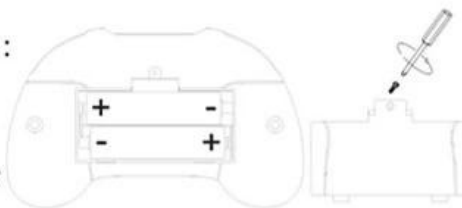


(before charging, the aircraft power switch to the "OFF" state)

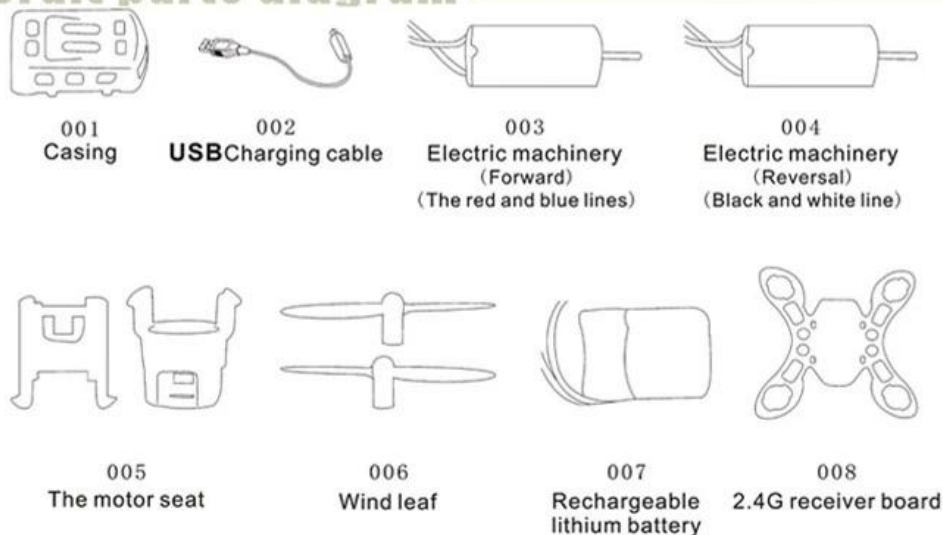
- ①、The **USB** charge **USB** interface connection line insertion has opened the computer, the **USB** indicator is lit state.
- ②、Then **USB** charging cable to the other end is inserted into the body at the charging socket, **USB** indicator light is extinguished state.
- ③、Charging for about 35 minutes, the **USB** indicator lights up, show that the charging is completed, please disconnect all connections and placed in a safe place.

Remote battery installation :

As shown in figure, remove the remote controller battery cover, in accordance with the battery box of the polarity of the battery The correct installation 2 "AAA" batteries , and then loaded on the battery cover, tighten the screws.



Aircraft parts diagram



Package included

- 1 x Quadcopter
- 1 x controller
- 2 x AB blades
- 1 x manual
- 1 x USB cable
- 1 x screwdriver

[*Click to learn more about us.*](#)



MORE PRODUCTS!