

2.4G 4CH mini z 6 osi truteń żyroskop i lekki REH67395

Szybkie Szczegóły

Styl: Toy Radio Control

Typ: mini quadcopter

Zasilanie: Akumulator

Materiał: Plastik

Rodzaj tworzywa: ABS

Miejsce pochodzenia: Guangdong China Shenzhen

Nazwa marki: 2.4G 4CH mini Drone z 6 osi żyroskopu i światła

Model: REH67395

Funkcje produktu

Przodu / do tyłu, skręć w lewo / prawo / lewy / prawy bok latający, przyspieszenie, 3D toczenia, kolorowe światła.



REH67395

Red LED
White LED
Blue LED



SUPER MINI



Forward



Forward

Back



Back

Side



Side




Colors



360 - degree turn


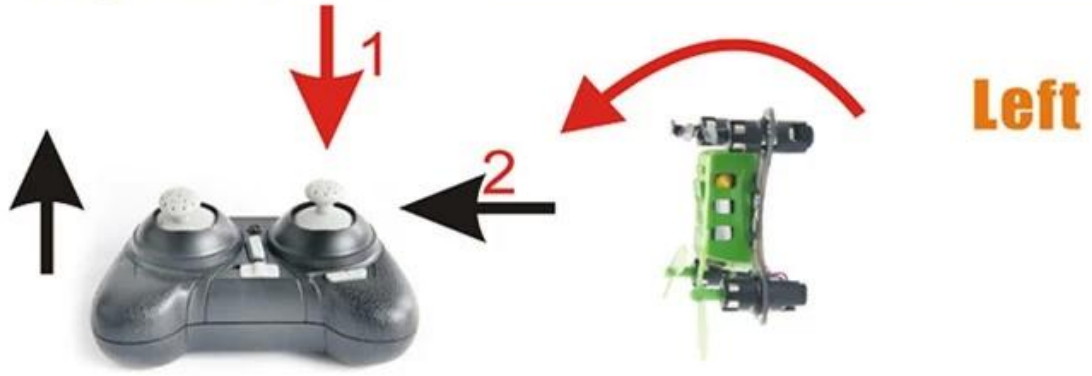


360 - degree turn

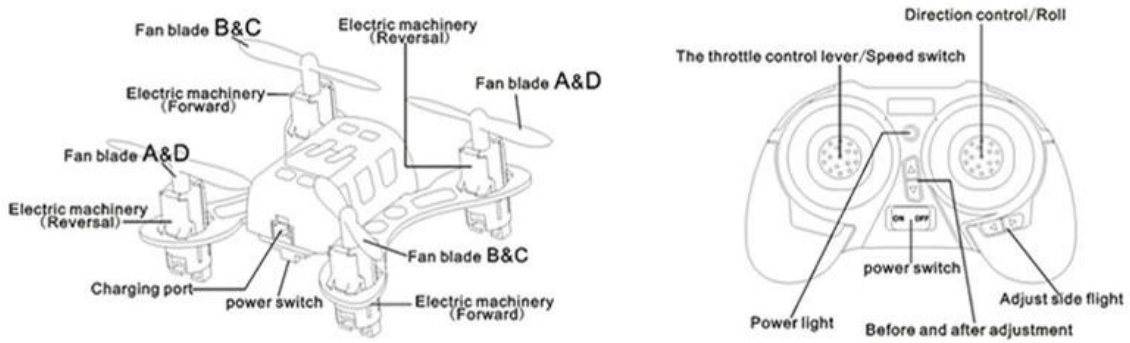


Tips for rotate and lateral movement:
If you want UFO perform right barrel roll,
keep the UFO stable in the air,
push the right stick and make stick to the right,
then it goes!

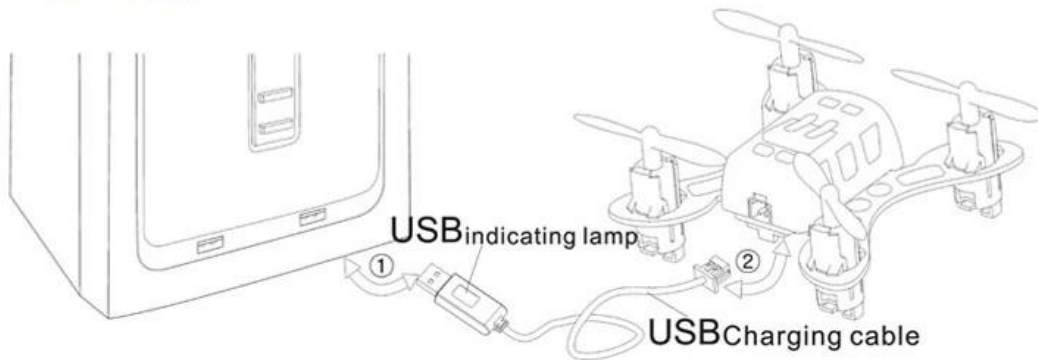
360 - degree turn



The part name



Charging guide

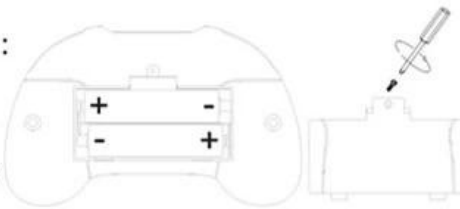


(before charging, the aircraft power switch to the "OFF" state)

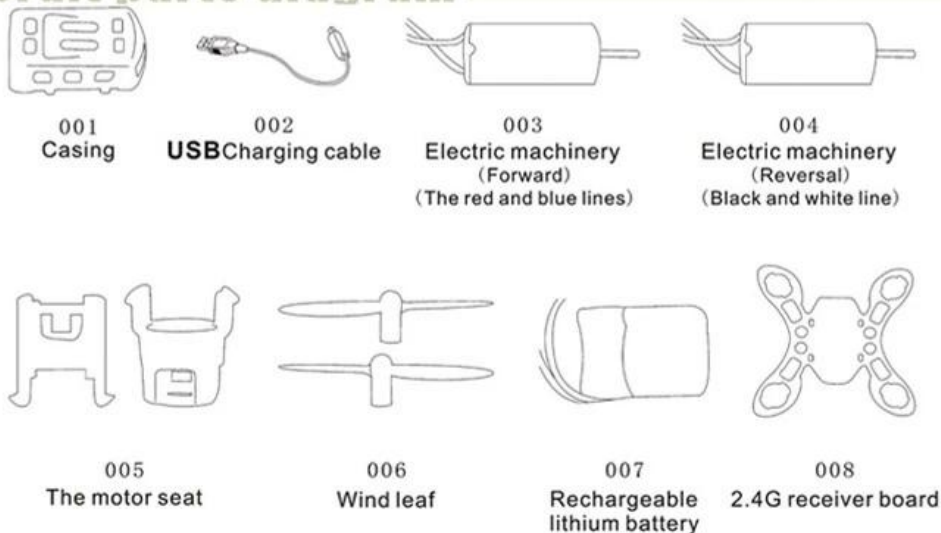
- ①、The **USB** charge **USB** interface connection line insertion has opened the computer, the **USB** indicator is lit state.
- ②、Then **USB** charging cable to the other end is inserted into the body at the charging socket, **USB** indicator light is extinguished state.
- ③、Charging for about **35** minutes, the **USB** indicator lights up, show that the charging is completed, please disconnect all connections and placed in a safe place.

Remote battery installation :

As shown in figure, remove the remote controller battery cover, in accordance with the battery box of the polarity of the battery The correct installation 2 "AAA" batteries , and then loaded on the battery cover, tighten the screws.



Aircraft parts diagram



Pakiet zawiera

- 1 x Quadcopter
- 1 x Sterownik
- 2 x Ostrza AB
- 1 x Instrukcja
- 1 x Kabel USB
- 1 x screwer

[Kliknij, aby dowiedzieć się więcej o nas.](#)



MORE PRODUCTS!