

# **1/28 Scale High Speed 4WD Brushed On-road Racing Car TPEC-2801**

## **Quick Details**

Style: RC Model Car

Type: high speed car

Power: Battery

Material: Plastic

Plastic Type: ABS

Place of Origin: Guangdong China shenzhen

Brand Name: 1/28 Scale High Speed 4WD Brushed On-road Racing Car

Model Number: TPEC-2801



# 1/28 SCALE HIGH SPEED 4WD BRUSHED ON-ROAD RACING CAR

**Speed : 35km/h**

**2.4GHz AWD**  
**MINI TOURING CAR**

- **Speed: 35KM/H**
- **Play time: 30mins**
- **2.4G**
- **7.4V 400mah Li-Po Battery**



Carbon / Plastics Chassis  
Silicone Tire  
Carbon Chassis version with ball bearing  
Plastic chassis version with plastic bearing  
5g Servo  
130 Brushed Motor  
2.4G Transmitter  
2 in one (ESC and Receiver)  
7.4V 400mah Li-Po Battery  
Li-Po Battery Charger  
PVC/PC Body Shell





## Different configuration

Normal version




Carbon fiber version



## Four Style Body Shell Available



## Battery installation



## Easy to install tires

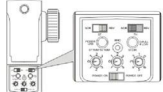


Very Good Silicion Tire

## Instructions

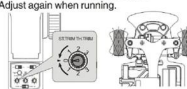
### TH Function switch key (Throttle)

When the front throttle is pulled backwards or pushed forwards, the remote control car will steer all the way forward or backward. If you push the switch key from the R position towards F position, the throttle is pulled backwards, and the remote control car will backward. When the throttle is pushed forwards, and the remote control car will forward. (N shows neutral, and R shows reverse)



### Steering Trim Knob


- For adjusting the front tires left and right.
- Precisely adjust the steering trim in case the front tires are not straight when the steering wheel is placed at neutral position.
- Adjust again when running.



Keep the front tires in the air while adjusting the steering trim.

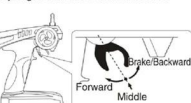
### Throttle Trim Knob

The throttle should adjust in the center, then the indicator light of electronic governor is quench.



### Throttle Rate Knob

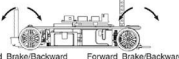
Adjust gun dual rate to maximum 100%



### Throttle Rate Knob

Push the controller trigger to backwards by finger, the car will forward; Push open the controller trigger to forward by finger, the car will brake and go backward. (Push open the controller trigger the first for the brake by finger, after loosening the hand and the trigger return to center, push open second for backwards.)

► The speed of the tire revolves is varied from the change of the "middle" position, if the trigger pressed lightly backward, under this circumstances, the speed of tire revolves will reach highest.



## Products show



Silicone Tire  
Plastic chassis version with plastic bearing  
Motor:130 brushed motor  
Servo:5g  
Transmitter:2.4G  
Battery:7.4V 400mah Li-po Battery  
ESC and Receiver:2 in 1  
Li-po Battery Charger  
PVC colorful printing body shell

***[Click to learn more about us.](#)***



**MORE PRODUCTS!**