

2.4G 3.5 REH28997

11

```

//LEDを点灯
//LEDを点灯する関数
//LEDを点灯する関数
//LEDを点灯する関数
//LEDを点灯する関数

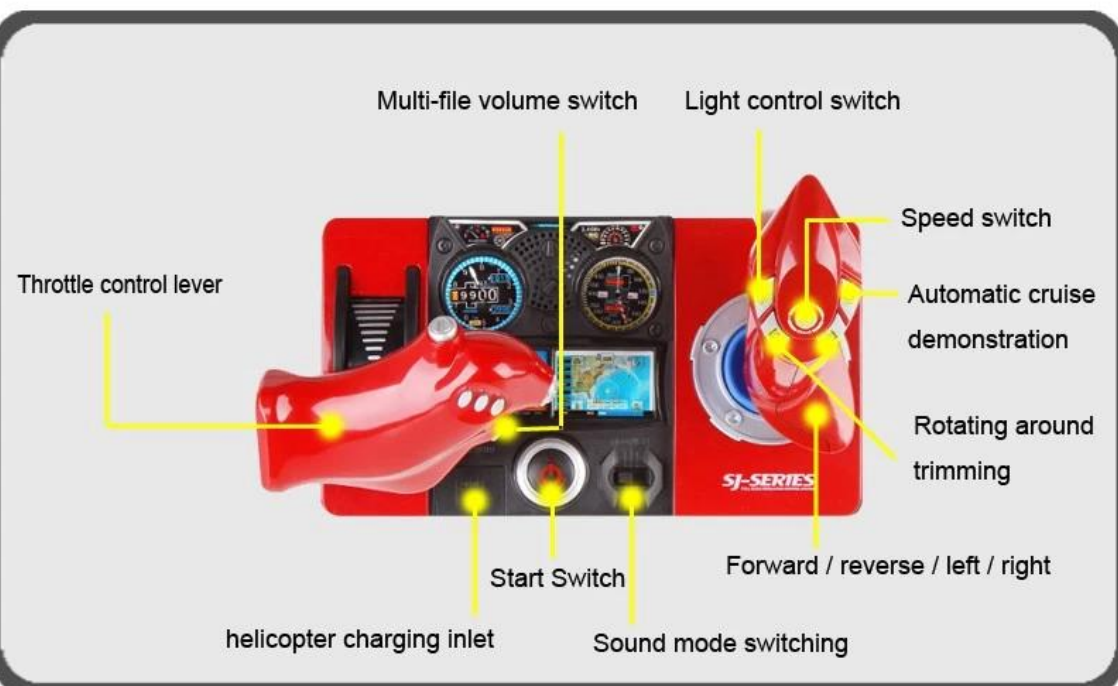
```

□□ □□/□□□□□/□□□□/□□□□□□□□□□□□;□□□□□□

2.4Ghz Transmission technology



1. Please read the instruction manual carefully before operating the product.
2. Ensure the helicopter be operated indoors.
3. Keep batteries away from fire or high temperature environment.
4. When operating the helicopter, keep it 1–12 meters away from the player or others to avoid injury in case of collision.
5. Do not decompose or modify the product which may cause malfunction and accident.
6. Fly the helicopter within your eye vision and safety control.
7. Need the adult supervision once the helicopter is being playing by the children.
8. Should be charged by the original USB cable, and charging time shall be about 50 minutes.
9. Only batteries of the same or equivalent type that recommended can be used. Do not mix the new and old batteries.
10. Do not touch the heating motor components that avoid scald.



► Product display


Black



Red



01 anti-wrestling



02 Automatic cruise



03 High and low speed flight mode




04 light switch



05 control performance is strong




► Product details



01 Sleep mode

02 toughness of the balance bar



03 Imported gyroscope



04 charging socket



05 High quality speaker



06 gunfire sound effects

□□□□

□□□□□□50□□

□□□□□□7-8□□

□□□□□30□□□

□□□□□3.7V 220MAH□□□helis

□□□□□□4 *"AAA"□□□□□□□□

□□□□□□□□□□□□□□□□□□□□

□□□PA□□□□

□□□□

1 × □□□;

1 × □□□;

1 × USB□□□;

1 × □□□□;

1 × A□□;

1 × B□□;

1 × □□□

□□□□□□□□□□

