

1/28 Scala alta velocità 4WD spazzolato corse su strada auto TPEC-2801

Brevi dettagli

Stile: RC automodellismo

Tipo: auto ad alta velocità

Energia: Batteria

Materiale: Plastica

Tipo di plastica: ABS

Luogo di origine: Guangdong, Cina Shenzhen

Marca: 1/28 Scala alta velocità 4WD spazzolato su strada Car Racing

Numero di modello: TPEC-2801



**1/28 SCALE HIGH SPEED
4WD BRUSHED ON-ROAD
RACING CAR**

Speed : 35km/h

2.4GHz AWD
MINI TOURING CAR

- **Speed: 35KM/H**
- **Play time: 30mins**
- **2.4G**
- **7.4V 400mah Li-Po Battery**



- Carbon / Plastics Chassis
- Silicone Tire
- Carbon Chassis version with ball bearing
- Plastic chassis version with plastic bearing
- 5g Servo
- 130 Brushed Motor
- 2.4G Transmitter
- 2 in one (ESC and Receiver)
- 7.4V 400mah Li-Po Battery
- Li-Po Battery Charger
- PVC/PC Body Shell



Different configuration

Normal version




Carbon fiber version



Four Style Body Shell Available



Battery installation



Easy to install tires

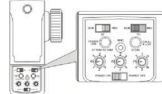


Very Good Silicon Tire

Instructions

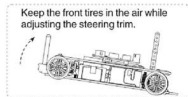
TH Function switch key (Throttle)

When the front throttle is pulled backwards or pushed forwards, the remote control car will steer all the way forward or backward. If you push the switch key from the N position towards F1 position, the throttle is pulled backwards, and the remote control car will backward. When the throttle is pushed forwards, and the remote control car will forward. (N shows neutral, and R shows reverse)



Steering Trim Knob

- ▶ For adjusting the front tires left and right.
- ▶ Precisely adjust the steering trim in case the front tires are not straight when the steering wheel is placed at neutral position.
- ▶ Adjust again when running.



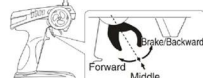
Throttle Trim Knob

The throttle should adjust in the center, then the indicator light of electronic governor is quench.



Throttle Rate Knob

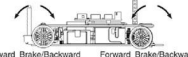
Adjust gun dual rate to maximum 100%




Throttle Rate Knob

Push the controller trigger to backwards by finger, the car will forward; Push open the controller trigger to forward by finger, the car will brake and go backward. (Push open the controller trigger the first for the brake by finger, after loosening the hand and the trigger return to center, push open second for backwards.)

▶ The speed of the tire revolves is varied from the change of the "middle" position, if the trigger pressed lightly backward, under this circumstances, the speed of tire revolves will reach highest.



Forward Middle Forward Brake/Backward Forward Brake/Backward



Products show

Tire silicone
Versione telaio in plastica con cuscinetto di plastica
Motore: 130 motore spazzolato
Servo: 5g
Trasmettitore: 2.4G
Batteria: 7.4V 400mAh Li-Po Battery
ESC e ricevitore: 2 in 1
Li-Po Battery Charger
scocca stampa colorata in PVC

[**Clicca per saperne di più su di noi.**](#)



MORE PRODUCTS!