

2.4G 4CH Mini-Drohne mit 6-Achsen- Kreisel und Licht REH67395

Schnelle Details

Stil: Fernsteuerung Spielzeug

Typ: Mini Quadcopter

Energie: Batterie

Material: Kunststoff

Kunststoff Typ: ABS


Ursprungsort: Guangdong China Shenzhen

Markenname: 2.4G 4CH Mini-Drohne mit 6-Achsen-Gyro-und Licht

Modellnummer: REH67395

Produkt-Funktionen

Vorwärts / rückwärts, links / rechts / & nbsp; linken / rechten Seite fliegen, beschleunigen,3D-Walzen, mit buntem Licht.



REH67395

Red LED
White LED
Blue LED



SUPER MINI



Forward



Forward

Back



Back

Side



Side




Colors



360 - degree turn




360 - degree turn

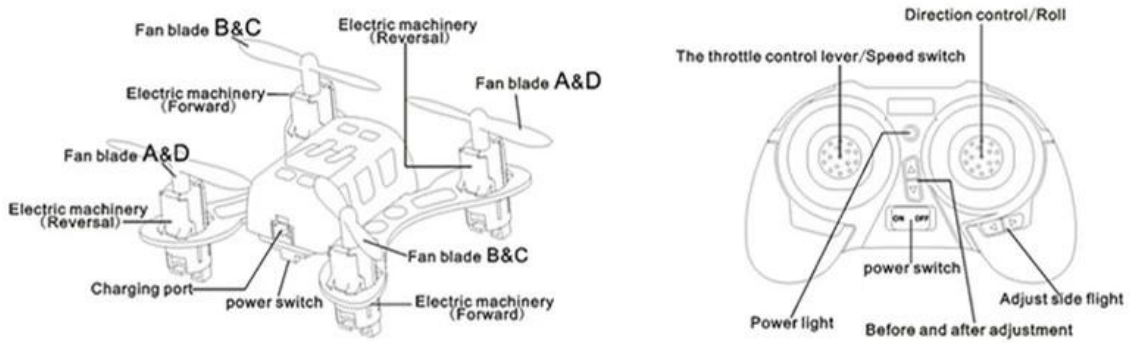


Tips for rotate and lateral movement:
If you want UFO perform right barrel roll,
keep the UFO stable in the air,
push the right stick and make stick to the right,
then it goes!

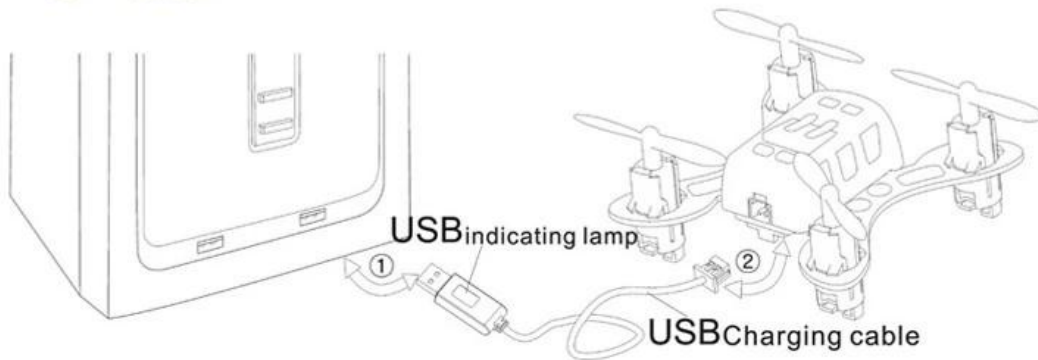
360 - degree turn



The part name



Charging guide

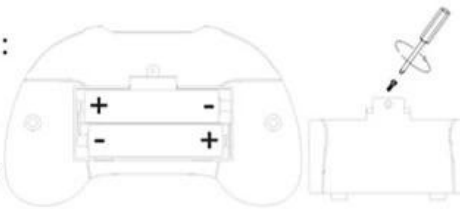


(before charging, the aircraft power switch to the "OFF" state)

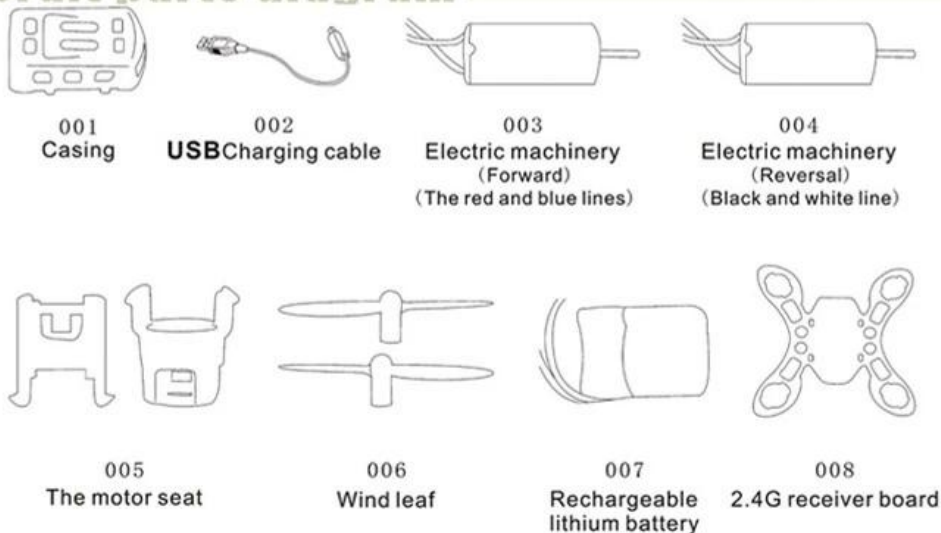
- ①、The **USB** charge **USB** interface connection line insertion has opened the computer, the **USB** indicator is lit state.
- ②、Then **USB** charging cable to the other end is inserted into the body at the charging socket, **USB** indicator light is extinguished state.
- ③、Charging for about **35** minutes, the **USB** indicator lights up, show that the charging is completed, please disconnect all connections and placed in a safe place.

Remote battery installation :

As shown in figure, remove the remote controller battery cover, in accordance with the battery box of the polarity of the battery The correct installation 2 "AAA" batteries , and then loaded on the battery cover, tighten the screws.



Aircraft parts diagram



Paket enthalten

- 1 x Quadcopter
- 1 x Regler
- 2 x AB Klingen
- 1 x Handbuch
- 1 x USB-Kabel
- 1 x screwer

[Klicken Sie hier um mehr über uns zu erfahren.](#)



MORE PRODUCTS!